

Formal French language studies are taught at APS from Year 3 to Year 6. Children have one lesson a week to practise the four skills of speaking, listening, reading and writing. We use songs, stories and games to engage the children.

In EYFS and KS1 I am hoping to work with teachers on introducing French through songs and stories in the summer term.




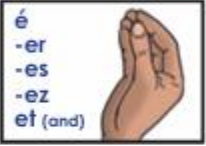












We also offer French Club after school on Wednesdays for Reception, Year 1 and Year 2.

This year we have introduced Physical French Phonics. Language is made up of letters and sounds, and so it is important that children understand which sounds the letters make in French, as many are quite different to the sounds for the same letters in English!

So far using Physical French Phonics has made a noticeable difference to the way the children are linking the sounds to the letters, and will hopefully help them develop the skill of communication.

Pictures and actions help the children to remember the sounds.


R1 **SOUNDS, ACTIONS AND SPELLINGS**

 a â à	 an am en em	 c k q qu	 ch	 e before 1 consonant e in 1 syllable words	 è é ei before 2 consonants ai a before final c/k/t before y + vowel
 é -er -es -ez et (and)	 eu œ œu	 g gu before e/i/y	 g before e/i/y j	 gn	 i y i
 in im ain aim ien	 ein eim yn ym	 o but not at the end of a word	 o ô au eau	 oi oi	 on om
 ou oû où	 r rr	 s ss ç c before e/i/y sometimes ç before i + vowel	 t tt th	OU often before a vowel = W	
 u û	 un um	 y after i after a vowel after a vowel	 z s between vowels s and x before a vowel or silent h	oin = w 	
			i often before a vowel = 		

For more information on this you can visit www.physicalfrenchphonics.co.uk or check out the youtube channel here: <https://www.youtube.com/watch?v=mWeMnQVmxDY>

This makes reading new words easier for the children. The blue letters in the boxes are pronounced in the same way as in English, the pictures help with the sounds which are different in French and the letters that are merely an outline are silent letters.

When learning colours we can use the below pictures (along with the accompanying actions) to help children pronounce the words correctly.



Some of the ways we are enhancing language learning at APS:

In Year 3 children will participate in a French breakfast, ordering their food and drink in French and role-playing café/restaurant situations.

Year 4 students are looking forward to an educational day visit to the Opal Coast in France, where they will buy lunch at a local market, explore the old town of Boulogne-sur-mer, visit the beach at Le Touquet and learn how artisanal biscuits are made.

Some Year 5 and 6 students visited the British Film Institute Southbank in January to participate in a day of activities based on short film clips in French and watched a screening of Mark Osborne's *Le Petit Prince* (2015).



Some resources to support your child's French learning journey:

Duolingo - free language learning app

Wanstead library has bilingual books free to loan to members

www.agreenmouse.com – French (and Spanish) online quizzes, games and videos

https://www.free-french-quiz.com/beginners_french.html - some basic quizzes to help learn vocabulary, grammar and improve comprehension

Netflix – you can change the language on many cartoons/shows to help children with exposure to the spoken language.

BBC bitesize has some good games and videos for KS2 French accessible at <https://www.bbc.co.uk/bitesize/subjects/z39d7ty>

<https://www.french-games.net/> - some great games to help consolidate our topics

<http://www.crickweb.co.uk/ks2french.html> - French drag and drop games to help build vocabulary

<https://www.digitaldialects.com/French.htm> - Fantastic resource with games for beginners and more advanced, flashcards and picture dictionaries.