



A Day in Reception

at Aldersbrook Primary School



MONTESSORI



Arriving at School



- When I arrive at school I go straight into the classroom by myself.
- An adult will be at the black gate to pass on messages.

Soft Start 8.30am Register 8.50a.m.

- It is important to arrive on time so that I am marked into the Register and the Dinner Register.
- If you are late please report to the school office first.



Supersonic Phonic Friends

What are the 7 aspects of Phase 1?


Seven aspects of sound: environmental, instrumental, body sounds, rhythm and rhyme, alliteration, voice sounds and oral blending and segmenting.

After this the children will start phase 2.

More information on the overview every term!

How can you help?





Timetable

- PE
- Library bus
- Music session
- Forest school
 - Assembly
 - Workshops

- Phonics
- Choosing-in/out
- Maths
- Lunch
- Topic
- Choosing-in/out
- Story time

Montessori philosophy

Our Montessori philosophy is based on a deep understanding of the way children learn, through **'choosing, trying and doing.'** We have recently been re-accredited by the collaborative accreditation for our quality provision. In our Ofsted report it was noted that "the wide range of activities, especially in the outdoor area, are carefully selected to cover all areas of learning. They provide many opportunities for children to practise and apply their literacy and numeracy skills."





Child Initiated Activity

- Children learn from their interactions with people and their environment.
- The classroom in and out is carefully prepared by the team to support this type of learning.



Adult Led Activity



- It is important to get a balance between child initiated activity and adult led.
- Children are given opportunities to do more focused work in different areas of development and to work one to one or in a group with the teacher.

A stylized logo of a swan in profile, facing left. The swan is white with a long neck, set against a light purple circular background. Below the swan are three horizontal, wavy lines in shades of purple and pink.

Snack

- As part of the Healthy Fruit and Vegetable scheme we can have a piece of fruit or vegetable at any time during the day and a drink of milk.
- Water is available all day long.





Lunchtime

Children have their lunch in the main school hall. They are cared for during this time by the Midday Assistants, support staff and teachers on duty.



Theme/Topic work

- As per our school curriculum map, we will follow topics throughout the year. For example we may look at mini-beasts, space and continents.



Creative work



- As part of our topic and themes we get to do lots of art and creative work.
- Paint, glue, collage and play dough are available to the children all day long if they choose them.

Reading

- Children will be issued with a reading record, reading book after they have settled in.
- The class teacher will let you know when the time is right.
- Only put one keyring on the book bags.
- Please sign the reading record every day.



Home time

- School ends promptly at 3.20p.m.
- Please wait outside the red fencing and my teacher will call me. I will not be allowed home with anyone under 16, or with anyone my teacher does not know.





How can you prepare your child for Reception?

- Dressing independently
 - Using knife and fork
- Using the toilet independently
- Reading/listening to stories
 - Board games
- Road signs/numbers in the environment.

How can you prepare your child for Reception?

- Fine motor activities-



<https://theimaginationtree.com/40-fine-motor-skills-activities-for-kids/>

Ideas and tips on helping your child become READY to LEARN



RESILIENCE,
adaptability
and willingness
to have a go

Encourage playfulness, taking turns and responses through games such as peek-a-boo and rhymes

Allow your child to experience losing which will make them a stronger person in the long run

Take your child to meet other children at Children's Centres, parent and toddler groups and activities

Show your child how to ask for help, both through gesture and voice, such as "Please can you help me?"

Talk about your child's day and share feelings together

Encourage your child to have a go at a challenging task such as putting their shoes on, zipping and hanging up their coats

Praise your child regularly to help them feel positive about themselves and their achievement, no matter how small



ENJOYMENT
and satisfaction
in one's own
achievements

Use expression, actions and gestures to support communication skills when you are talking together

Have fun picking up and dropping items and use words such as heavier, lighter, quicker or slower

Sing rhymes together everyday and perform actions to songs

Have fun filling and emptying containers at bath time, blow and pop bubbles, talk about their colours and how they float

Play fun games such as 'I Spy'. "Can you find words beginning with...?" or "Can you find a picture of a...?"

Do physical activities every day such as tummy-time with babies, climbing, running, jumping, balancing, throwing and catching at your local park or in the garden

Develop skills in using tools such as pencils, scissors, knives, forks and spoons. Allow your child to explore textures with their fingers



ASSURED,
confident and
independent

Encourage hands and finger movement using activities such as building bricks and play dough to help strengthen muscles so they are ready to write when they start school

Develop an awareness of their own bodily needs such as being hungry, thirsty, tired or going to the toilet

Show them how to use the toilet and then talk about the importance of washing hands

Allow your child to pour water and drink from a cup or host pretend tea parties to make the activity more fun

Practice simple instructions such as collecting an item from another room or passing on a message

Allow extra time when going out so children can dress themselves without feeling rushed, such as putting on their own shoes or zipping their own coat

Label clothing and bags with your child's name to help with finding lost items

Be close by and available to ensure your child feels safe and loved even when they are not the centre of attention



DISCOVERY,
exploration
and developing
curiosity

Switch off TV and limit the use of electronic devices such as tablets and mobile phones to reduce distraction

Make reading fun. Enjoy reading together in a quiet space. Give characters funny voices, talk about the pictures and use toys or puppets to bring stories to life. Visit your local library regularly

Make counting part of your daily routine such as counting fingers, toes, cars and trees

Encourage setting the table at mealtimes while counting cups and plates

Cook together, including a variety of foods from different cultures and talk about the ingredients and amounts

Encourage reading when out and about by reading road signs and looking for items when shopping

Encourage mark making by providing a pot of water and a large paint brush to paint large sheets of paper or sand to draw on



YOUNG,
healthy
and happy

Happy parents/carers lead to a happy baby. Children start to learn from inside the womb, can hear your voice and will form a bond with you

Attend all health appointments, eat and sleep well, exercise and attend relaxation and baby feeding sessions during and after pregnancy

Go outside everyday, be active and spend time with family and friends

Brush your child's teeth twice a day with fluoride toothpaste as soon as the first milk tooth breaks through, register with and visit a dentist before your child's first birthday

Eat meals together as a family, including healthy choices such as 5 a day, healthy drinks (milk, water), avoiding sugary foods and drinks whilst serving 'child size' portions

Introduce drinking from free flow cups from six months and stop the use of bottles and dummies after one year of age

Live in a smoke-free home

And finally....

- Reception is a fun and stimulating place to be at Aldersbrook Primary School.

