

# Encouraging a love of reading at home



Think/ Pair/ Share: What motivated you in reading when you were a child?

Think/ Pair/ Share: What demotivated you in reading when you were a child?

Friday 4<sup>th</sup> March 2022



A WEST AFRICAN FOLKTALE

# TOO MUCH TALK



ANGELA SHELF MEDEARIS  
illustrated by STEFANO VITALE





# Read to live!

# Read to love!



# Top Tips for Parents!

**1** Concentrate on reading quality (it isn't all about reading lots!)



Don't worry too much about the 'what' and 'how' of reading each day. Books are great—but leaflets, comics, recipes and instructions on a webpage can all be great too. Following a recipe to make some cupcakes is valuable reading. Be on the lookout for reading, wherever it is!



# Top Tips for Parents!

## 2 Ask your child lots of questions



All reading matters. Shared reading is about 'reading with', not just 'reading to' (even for older children). So, ask lots of 'Wh' questions, such as Who? What? When? Where? Why? Try them when talking about books: for example, 'what do you think Harry is feeling?'

# Wh-?

# Top Tips for Parents!

**3** Ask your child to make predictions about what they have read



If it is a book, look at the front cover—or the last chapter—and talk about what might happen next. Look for clues in the book and be a reading detective! For example, 'can you see the bear on the front cover? Where do you think he will go?'



# Top Tips for Parents!

**4** Ask your child to summarise what they have read



When you've finished reading, talk about what happened. Acting out the things that happened in the story or describing the big idea of a chapter is really fun and maximises learning. For example, 'can you remember all the things that happened on the bear hunt?'





# Top Tips for Parents!

**5** Ask your child to write about what they have read



Write, or draw pictures, from anything you've read! Big writing and pictures are even more fun. For example, use an old roll of wallpaper to make a treasure map with clues from the stories you've read together.



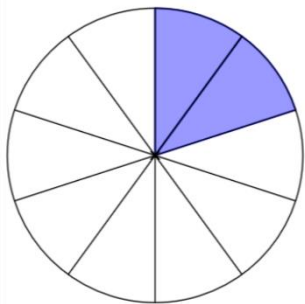


# Top Tips for Parents!

## 6 Read and discuss reading with friends or family



Make books a part of the family. Encourage your child to share them with a relative or friend, over a video call. Laugh about them when you are making meals together. For example, 'I hope the tiger doesn't come to tea today!'



**25%**

# Top Tips for Parents!

## 7 Maintain the motivation to read



Talk about the joy of reading whenever you can. Your child is on an amazing journey to becoming a reader. Put them in the driving seat and have fun on the way! For example, 'choose your favourite story for bedtime tonight.'




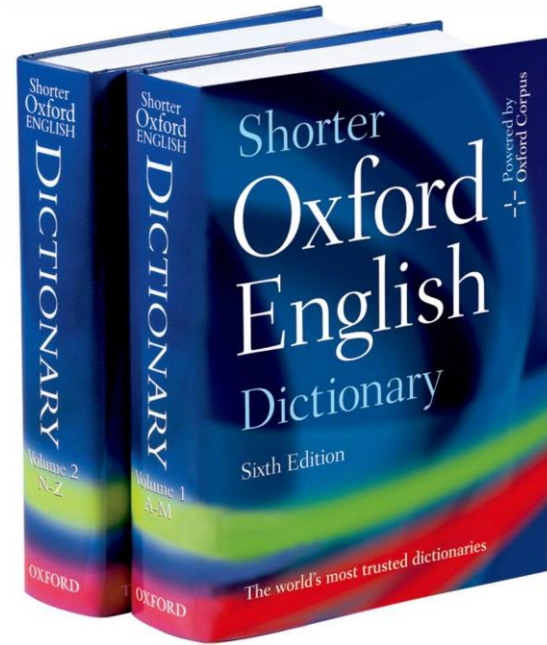

# Day to day ways to help at Aldersbrook!

## EYFS's Must Reads

By the end of Reception we would like all children to be familiar with the following texts.











# And finally....

## Aldersbrook Primary School



Promoting reading through the  
home/school partnership



Information and  
Ideas for Parents & Carers

## Helping Home Learning Read with TRUST

Reading opportunities are everywhere. You can make anything a learning experience for your child, just follow the TRUST ideas to talk about anything your child enjoys reading.

**T** Take turns to talk about what you are going to read



**R** Recap the predictions as you are reading



**U** Use lots of encouragement



**S** Share what you know about the text



**T** Tune-in and be interested



# What if reading is still a nightmare at home??!!

- ✓ Avoid confrontation
- ✓ Offer alternative reading material e.g. internet access, magazines that the children have an interest in, non fiction often appeals to boys more than fiction etc
- ✓ Encourage reading at different times of the day or week
- ✓ Buy/borrow book CDs from the library, or download, to encourage a love of language e.g. listen to stories on journeys, at bedtime etc
- ✓ Share reading activities and interact with the text together e.g. work together on the internet to book a holiday, explore a football team website etc
- ✓ Share the problem with the teacher and ask for ideas



Questions?