



Phonics in Key Stage 1

Wednesday 6th October 2021

'Let's learn together'

Working together

At Aldersbrook Primary School we know how important it is for teachers and parents to work together to give your child the best start.

Reading together at home is one of the easiest but most important ways in which you can help your child. To support your child in becoming an effective and confident reader we hope to work with you to develop their knowledge of phonics (letter sounds) to enable them to decode different words they may come across.



Phonemes and Graphemes

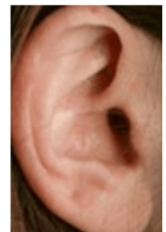


A letter consists of; a sound, a shape and it has a capital form and a lower case form.

Only use capital letters for names, and when children are ready at the beginning of sentences.

Aa

Use lower case for all writing



Letter sound = Phoneme

Letter shape = Grapheme



The letter sound is the first thing children need to recognise.

It iz tiem too gow hoam sed
v kator pilla.

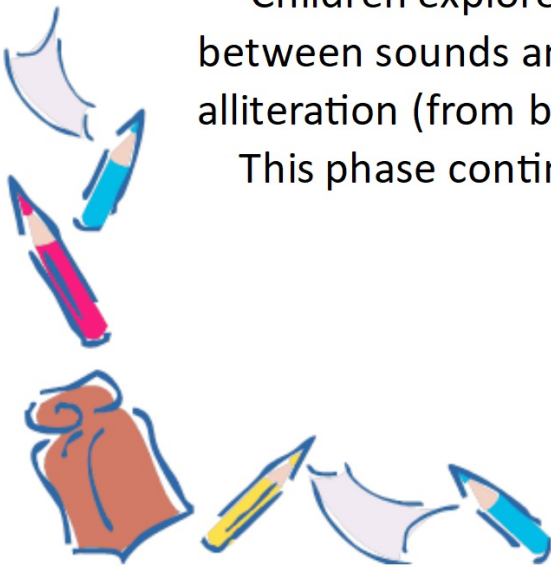
But iy doat wont 2 gow
howm sed th butt or flie.

Iy wot to staiy heyr.

Phase 1

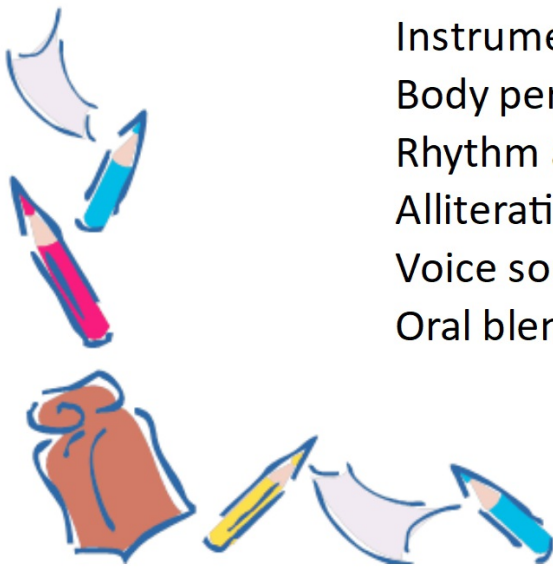
Children explore and experiment with sounds, differentiate between sounds and become familiar with rhyme, rhythm and alliteration (from birth to the end of Nursery).

This phase continues throughout their Primary Education.



Stages of Phonological Awareness in Phase 1

Environmental sounds
Instrumental sounds
Body percussion
Rhythm and rhyme
Alliteration
Voice sounds
Oral blending and segmenting



Phase 2

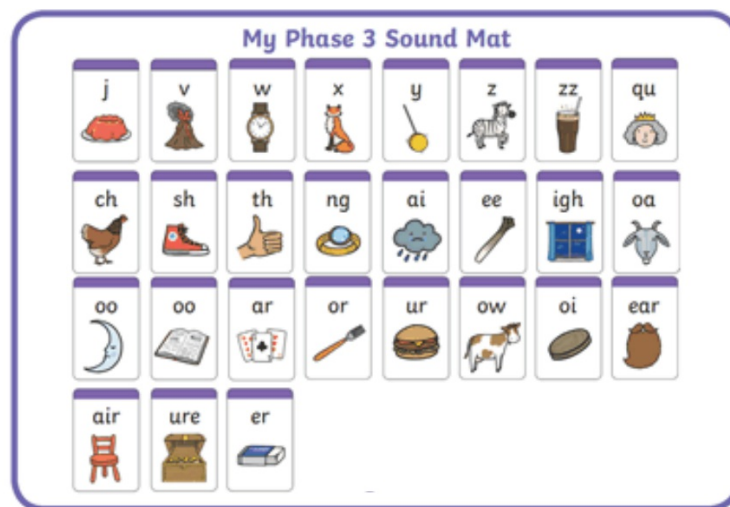
To introduce grapheme/phoneme (letter/sound) correspondence (beginning of Reception)



Can you say the sounds correctly?

Phase 3

To teach children one grapheme for each of the 44 phonemes in order to read and spell simple regular words. (Reception)



Digraphs and trigraphs –

Two letters, one sound

ss mm ff th ng ai ea oi

Three letters, one sound

igh ear air ure

How many phonemes are in these words?


mug

sheep

light

Phase 4

To teach children to read and spell words containing adjacent consonants (end of Reception)



Children will be able to blend and segment adjacent consonants in words and apply this skill when reading and spelling. There are no new phonemes. Children will move from CVC words (pot) to CVCC words (pots) and CCVC words (spot) and then CCVCC words (spots)



Be a digraph detective!

Will it be hard to park my car on this road?


Put that pair of socks on the chair.

Phase 5

Teaching children to recognise and use alternative ways of pronouncing the graphemes and spelling the phonemes already taught (Year One)

Children will use alternative ways of pronouncing the graphemes (e.g. the 'c' in coat and city).


My Phase 5 Sound Mat

ay 	ou 	ie 	ea 	oy 	ir 	ue 	ue 
aw 	wh 	ph 	ew 	ew 	oe 	au 	ey 
a-e 	e-e 	i-e 	o-e 	u-e 	u-e 		

Split digraphs


cap

a-e




pet

e-e




pip

i-e



not

o-e



cut


u-e



Year 1 Phonics Screening

Takes place in June across all schools.

jigh



drank

woats



treats

rird



scram


phope



stroke

Phase 6

Teaching children to develop their skill and automaticity in reading and spelling, creating ever increasing capacity to attend to reading for meaning. (Year Two)



Applying phonic knowledge to recognise and spell an increasing number of complex words. Read an increasing number of common exception words independently and automatically.

Common Exception Words

Year 1 and 2 Common Exception Words

Year 1

the	they	one
a	be	once
do	he	ask
to	me	friend
today	she	school
of	we	put
said	no	push
says	go	pull
are	so	full
were	by	house
was	my	our
is	here	
his	there	
has	where	
I	love	
you	come	
your	some	

Year 2

door	gold	plant	clothes
floor	hold	path	busy
poor	told	bath	people
because	every	hour	water
find	great	move	again
kind	break	prove	half
mind	steak	improve	money
behind	pretty	sure	Mr
child	beautiful	sugar	Mrs
children	after	eye	parents
wild	fast	could	Christmas
climb	last	should	everybody
most	past	would	even
only	father	who	
both	class	whole	
old	grass	any	
cold	pass	many	

**Beware over-reliance on phonics
when reading.**

Once upon a time there was



